

---

**DATA SHEET. Model: LLA-200B.**

---

Self-contained emergency luminaire with maintained functioning of the L Basic Led Autotest series.



---

**Description**

---

Self-contained emergency luminaire with Autotest function for surface mounting, recessed mounting through recessing frame, flush mounting through flushing box or watertight mounting through watertight housing.

Illumination by means of LED strip without internal diffuser.

Timeless and resistant design with transparent, soft opal (-8%) or strong opal (-30%) diffuser.

---

**Technical characteristics**

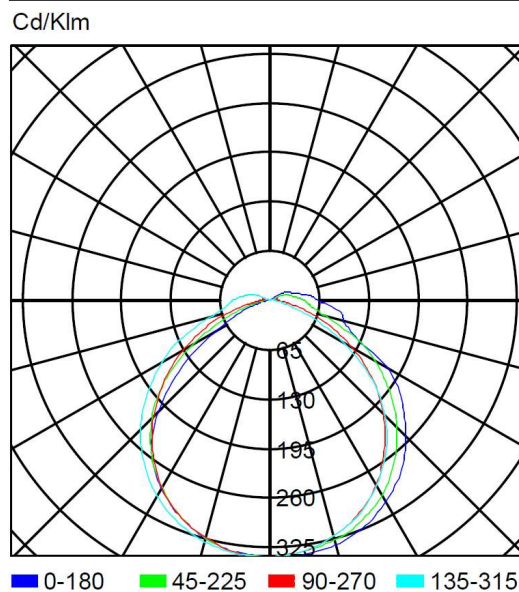
---

Lamp in emergency	4 x LED White 5,700 K
Lamp in maintained	4 x LED White 5,700 K
Flux in emergency	200 lm
Flux in maintained	200 lm
Charge/fault indicator	1 x LED bicolor (green and red)
Autonomy	1 h
Supply voltage	230 Vac - 50 Hz
Operation temperature	0 ÷ 40°C
Mains power	3.9 W
Battery	Ni-Cd (HT) 3.6 V – 0.7 Ah
Remote controllable	Yes (TL-300)
Protection rating	IP42 - IK04
Electrical insulation	Class II
Applicable legislation	CE marking (93/68/CEE): 2014/35/EU 2014/30/EU 2011/65/EU

---

**Photometric curve**

---

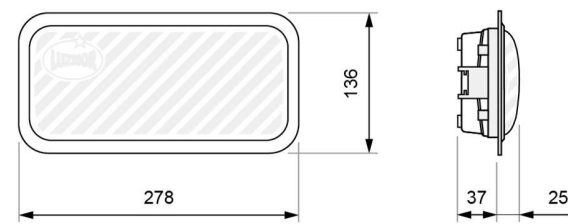


## Dimensions

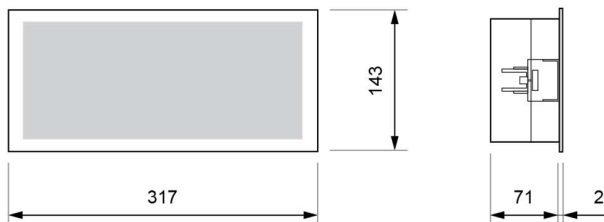
### Surface mounting



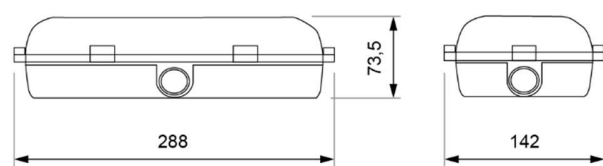
### Recessed mounting (cut: 265 x 120 mm)



### Flush mounting (cut: 300 x 127 mm)



### Watertight mounting










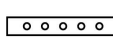



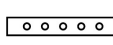
## Autotest function

Each emergency luminaire checks constantly the status of the battery status and the electronics in the presence of mains power and perform automatically two types of different tests:

Test	Test	Test	Test	Test
Functional	Functional	Functional	Functional	Functional
Autonomy	Autonomy	Autonomy	Autonomy	Autonomy

In case of failure, this is indicated on the emergency luminaire by a red LED, whether the luminaire is connected to mains or in emergency mode.

After solving the fault, the *reset* button must be pressed during 3 seconds to inform the luminaire that it has been restored.

	— —	1 flash.....	Lamp failure	
		2 flashes.....	Battery failure	
			3 flashes.....	Electronics failure
		Flashing and lamp off.....	Charging battery (24 h)	
		Flashing and lamp on.....	Performing any of the tests	
		On permanently and lamp off.....	Charging and on alert	